

Standard Features

- Attractive, Modern Design
- Hour/Minute/Second Hands
- 9", 12", and 15" Round Models
- 12" Square Models
- Individual Automatic Supervision with Hourly Correction
- Surface or Semi-Flush Mounted
- Simple Hookup and Installation
- Easily Maintained and Serviced

Optional Features

- Double-Dial Round Bracket
- Double-Dial Square Bracket
- 15" Round Weatherproof

Description

Simplex Synchronous Clocks can be used in all types of applications, from small offices to large-scale industrial sites. Round clocks are available in 9", 12", and 15" sizes. Square clocks are also available at 12".

Each synchronous clock uses a sweep second hand, and provides these capabilities:

Hourly correction. Clocks are automatically synchronized with the Simplex Time Control Center every hour. This means clocks will display the correct system time after less than 59 minutes of power failure. Clocks that are up to 59 minutes slow or 55 seconds fast are corrected completely on the hour.

12-hour correction. Synchronization is provided for clocks that are up to 12 hours slow. This ensures that even the most prolonged power interruption in individual clocks, or in the complete system, will be compensated for automatically. Clocks that are up to 11 hours and 59 minutes slow are corrected every 12 hours.




6310-9221



2310-9271



6310-9236



6310-9240

Specifications

Power Requirements	120 VAC, 4.6 VA Continuous, 7.6 VA Intermittent or 24 VAC, 4.6 VA Continuous, 7.6 VA Intermittent
Environmental Limitations	32° F to 120° F (0° C to 40° C)
Humidity	95%, non-condensing

Wiring

Wiring size and type varies greatly, depending on correction type, voltage used, quantity of clocks, cable distance, local codes, and National Electrical Code Class I requirements. Your local Sales Representative is equipped to assist you with complete clock system design services and wiring specifications.

Mounting

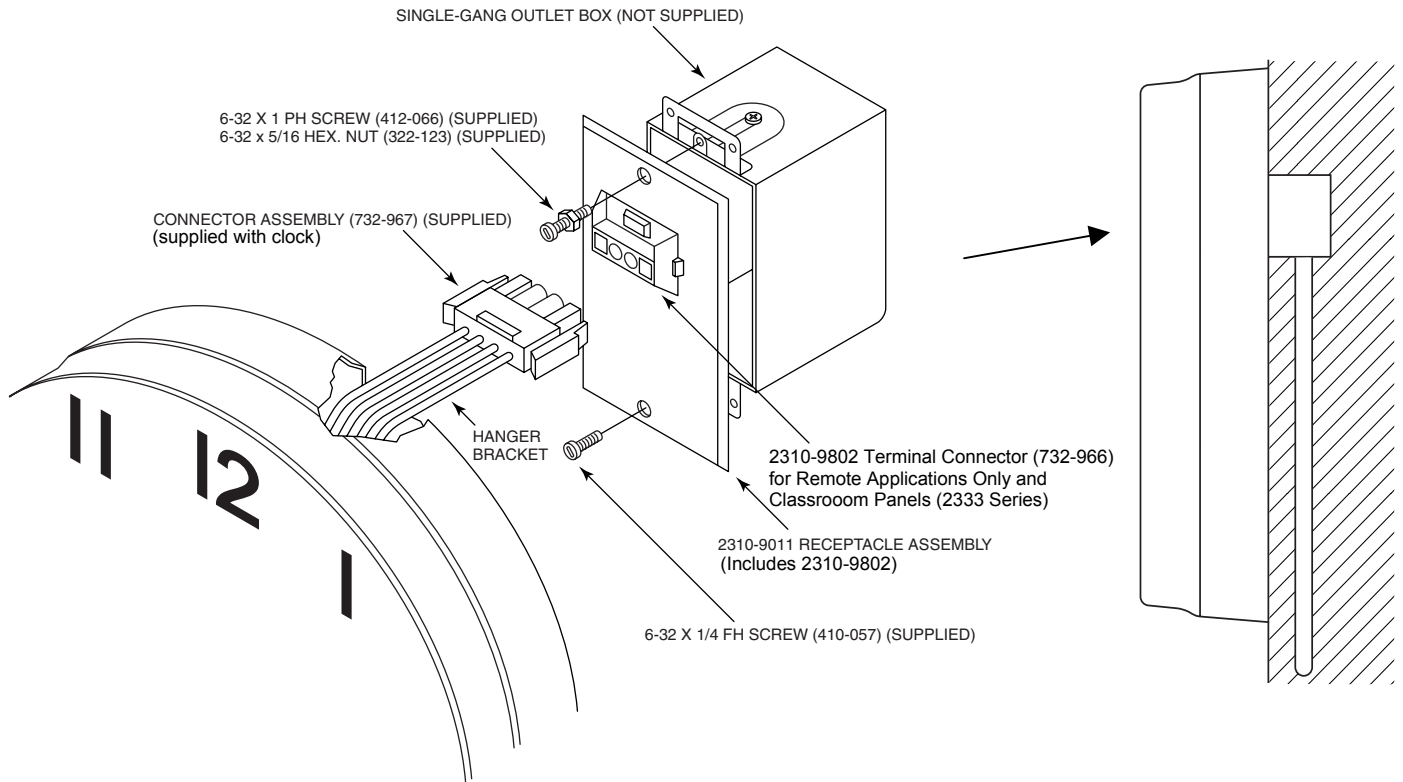
Mounting Specifications							
PID	Surface Mounting	Semi-Flush Mounting	Dimensions	Operating Voltage	Correction Voltage	Case Color	Dial Face
6310-9200	YES	NO	9" ROUND	120 V / 60 Hz	120 V / 60 Hz	BLACK	S 1-12 Hours
6310-9211	NO	YES	9" ROUND	120 V / 60 Hz	120 V / 60 Hz	BLACK	S 1-12 Hours
6310-9214	NO	YES	9" ROUND	24 V / 60 Hz	24 V / 60 Hz	BLACK	S 1-12 Hours
6310-9221	YES	NO	12" ROUND	120 V / 60 Hz	120 V / 60 Hz	BLACK	S 1-12 Hours
6310-9226	YES	NO	12" ROUND	24 V / 60 Hz	24 V / 60 Hz	BLACK	S 1-12 Hours
6310-9227	YES	NO	12" ROUND	120 V / 60 Hz	120 V / 60 Hz	BLACK	S 1-12/00-23 Hours
6310-9231	NO	YES	12" ROUND	120 V / 60 Hz	120 V / 60 Hz	BLACK	S 1-12 Hours
6310-9233	NO	YES	12" ROUND	120 V / 60 Hz	120 V / 60 Hz	BLACK	S 1-12/00-23 Hours
6310-9234	NO	YES	12" ROUND	120 V / 60 Hz	120 V / 60 Hz	LIGHT GRAY	S 1-12 Hours
6310-9236	NO	YES	12" ROUND	120 V / 60 Hz	120 V / 60 Hz	LIGHT GRAY	S 1-12/00-23 Hours
6310-9239	NO	YES	12" ROUND	24 V / 60 Hz	24 V / 60 Hz	BLACK	S 1-12 Hours
6310-9240	YES	NO	15" ROUND	120 V / 60 Hz	120 V / 60 Hz	BLACK	D 1-12 Hours
6310-9250	NO	YES	15" ROUND	120 V / 60 Hz	120 V / 60 Hz	BLACK	D 1-12 Hours
2310-9271	YES*	YES	12" SQUARE	120 V / 60 Hz	120 V / 60 Hz	LIGHT GRAY	D 1-12 Hours
2310-9275	YES*	YES	12" SQUARE	24 V / 60 Hz	24 V / 60 Hz	LIGHT GRAY	D 1-12 Hours
							Under Dial Face # S = Symmetry # D = Designer

*Order 2310-9825 Trim Ring Conversion Kit

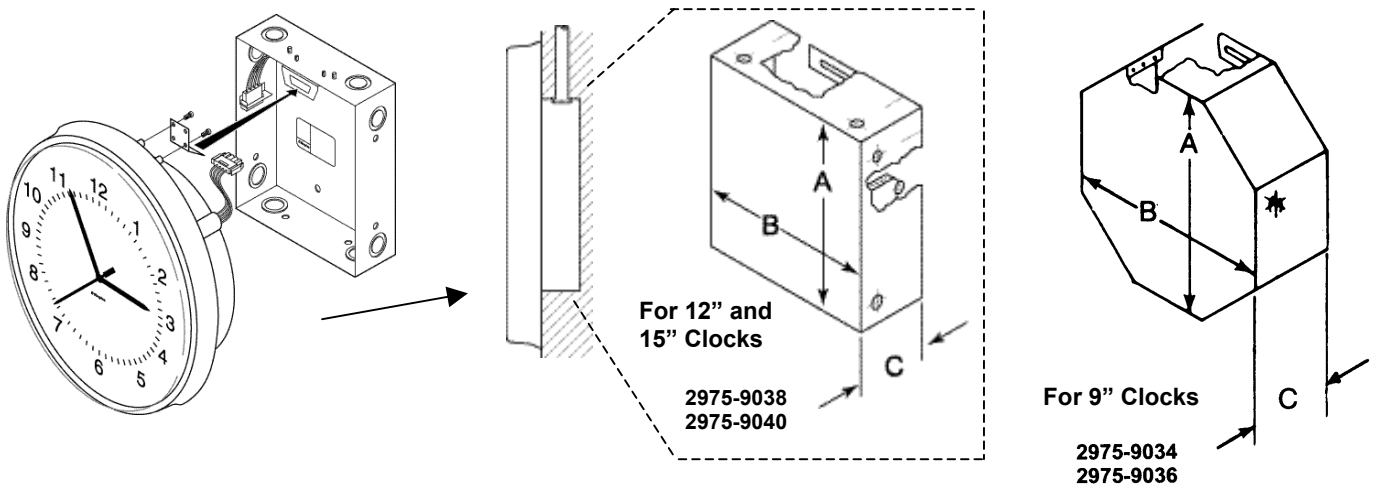
All Simplex Synchronous Clocks are equipped with a 4-pin nylon connector to deter theft, and for foolproof installation. Order a 2975-Series Back Box with Connector for semi-flush applications, or a 2310-9011 Plate Cover with Connector for surface mount applications.

MOUNTING, continued:

Surface Mounting: Surface mount clocks can be surface mounted by using the 2310-9011 Receptacle Assembly as shown below.



Semi-Flush Mounting: The 2975-9038 Back Box is used for 12" clock semi-flush mounting, while the 2975-9034 Back Box is used for 9" clock mounting. Synchronous clock semi-flush mounting is shown below.



TYPE	OLD#	A	B	C	USE
2975-9034	5923	8-13/16" (22.4 cm)	8-1/8" (20.6 cm)	2-5/16" (5.8 cm)	9" Round Semi-Flush
2975-9036	5924	9-1/8" (23.1 cm)	8-1/8" (20.6 cm)	3-5/8" (9.1 cm)	9" Round Semi-Flush
2975-9038	5928	9-1/8" (23.1 cm)	8-1/8" (20.6 cm)	2-5/16" (5.8 cm)	12"/15" Round Semi-Flush 12" Square Semi-Flush
2975-9040	5929	9-1/8" (23.1 cm)	8-1/8" (20.6 cm)	3-5/8" (9.1 cm)	12"/15" Round Semi-Flush 12" Square Semi-Flush

Simplex, the Simplex logo, and TrueCom are either trademarks or registered trademarks of ADT Services AG (a Tyco company) in the U.S. and/or other countries.



Westminster, Massachusetts 01441-0001 USA www.simplexnet.com

S6310-9200-4 2/02

© 2002 Simplex Time Recorder Co. DBA TEPG-US (a Tyco company). All rights reserved.

All specifications and other information shown were current as of document revision date and are subject to change without notice.