



SLA1104 Battery Specification Sheet

Technical

Nominal Voltage	12.0 V
Nominal Capacity (20HR)	12.0 Ah
Chemistry	Lead Acid (AGM)

Physical

Length	151 mm	5.94 in
Width	98 mm	3.86 in
Height	93 mm	3.66 in
Total Height (w/ terminals)	98 mm	3.86 in
Weight	3.65 kg	8.03 lbs
Terminal Type	.250" Faston	
Case Material	Black ABS	

Capacity

20HR	(0.60A to 10.50V)	12.00Ah
10HR	(1.14A to 10.50V)	11.40Ah
5HR	(2.04A to 10.20V)	10.20Ah
1 C	(12A to 9.60V)	06.4Ah
3 C	(36A to 9.60V)	04.2Ah
Maximum Discharge Current	180A (5 seconds)	
Self Discharge to 80%	6 months @ 25°C	
Internal Resistance	13 mΩ	

Charging

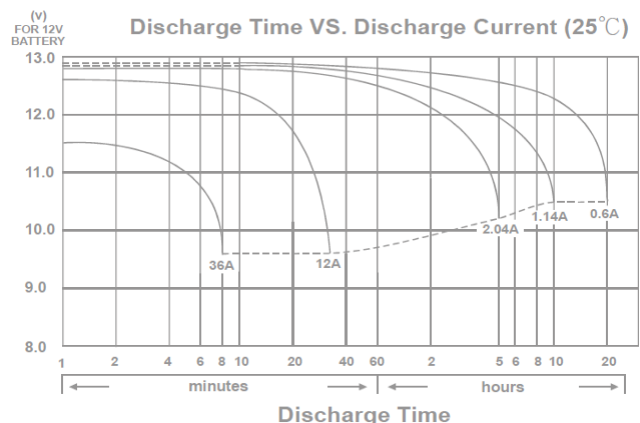
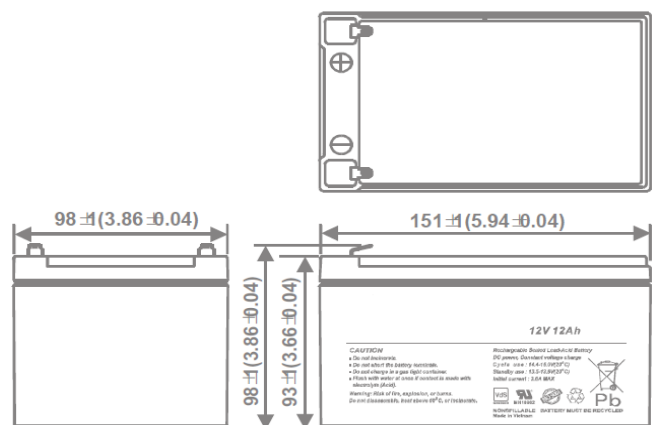
Maximum Charging Current	3.6 A
Cycle Use	14.4V~15.0V at 25°C(77°F)
Standby Use	13.5V~13.8V at 25°C(77°F)

Operating Temperature Range

Charge	-15°C (5°F) to 40°C(104°F)
Discharge	-15°C (5°F) to 50°C(122°F)
Storage	-15°C (5°F) to 40°C(104°F)

Charge Retention (Shelf life) at 20°C(60°F)

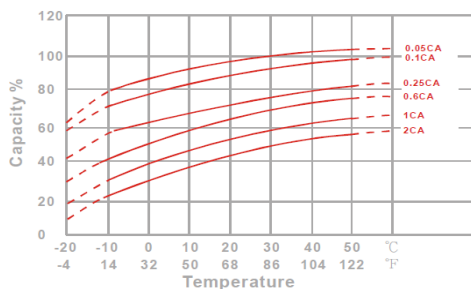
1 month	92%
3 months	90%
6 months	80%



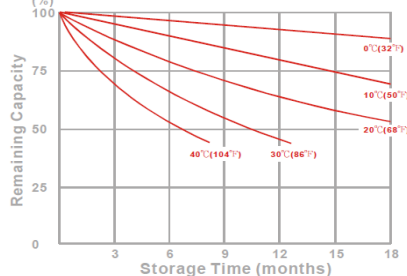


SLA1104 Battery Specification Sheet

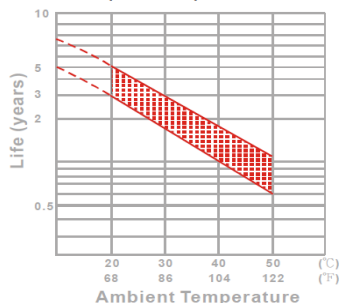
Effect of Temperature on Capacity 25°C(77°F)



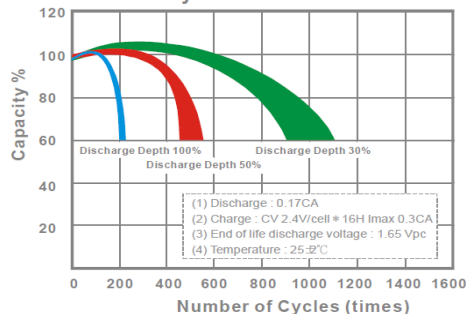
Capacity Retention Characteristic



Trickle (or float) Service Life



Cycle Service Life



- PERFORMANCE DATA

Discharge Rates in Watts to Various End Voltages at 25°C (77°F)

End Voltage		1.85V	1.80V	1.75V	1.70V	1.67V	1.65V	1.60V
Time								
5	min	405	451	485	520	536	552	582
10	min	288	315	329	344	349	357	366
15	min	232	246	255	264	267	272	279
30	min	133	142	148	152	154	156	158
60	min	94.7	98	100	102	103	104	105
120	min	51.8	53.5	54.3	54.9	55.1	55.4	55.9
180	min	33.9	35.2	36.3	37.2	37.6	38.1	38.5
240	min	28.7	29.3	29.8	30.4	30.7	31.2	31.6
300	min	23.7	24.5	25.1	25.8	26	26.3	26.9
600	min	14.0	14.4	14.6	14.8	14.9	15.0	15.1
1200	min	7.16	7.25	7.48	7.59	7.68	7.77	7.94

- Discharge Rates in Amperes to Various End Voltages at 25°C (77°F)

End Voltage		1.85V	1.80V	1.75V	1.70V	1.67V	1.65V	1.60V
Time								
5	min	37.2	41.4	44.5	47.7	49.1	50.6	53.4
10	min	25.7	28.1	29.4	30.7	31.2	31.9	32.7
15	min	19.8	21.3	22.1	22.9	23.2	23.5	24.2
30	min	11.4	12.1	12.6	13.0	13.1	13.3	13.5
60	min	8.21	8.40	8.52	8.63	8.68	8.74	8.82
120	min	4.21	4.36	4.47	4.56	4.59	4.63	4.68
180	min	2.87	3.06	3.13	3.19	3.22	3.25	3.29
240	min	2.38	2.43	2.47	2.52	2.55	2.58	2.62
300	min	1.97	2.03	2.08	2.14	2.16	2.19	2.23
600	min	1.16	1.18	1.20	1.22	1.23	1.24	1.25
1200	min	0.592	0.599	0.618	0.627	0.634	0.642	0.656