

## MR-400

### ADDRESSABLE FIRE ALARM CONTROL PANEL



## Description

The MR-400 Fire Alarm Control Panel is an addressable panel, ideal for small to medium jobs.

The MR-400 is shipped pre-assembled with main board, power supply, transformer, main display, black backbox, and red door enclosure.

Compatible with Secutron addressable devices (MRI-4000 Series), the MR-400 comes with one addressable (SLC) loop with a maximum of 240 Secutron addressable devices in total.

The MR-400 is equipped with a built-in POTs dialer. The dialer provides a means to communicate panel status to the remote central monitoring station using two dedicated phone lines.

## Specifications

AC Input	120VAC @ 60Hz / 240VAC @ 50Hz
Charging Capability	10AH to 24AH
Current Consumption	Standby 50mA / Alarm 300mA (city tie in use) / Alarm 70mA (city tie not in use)
Notification Appliance Circuits	Power limited / Regulated 24V FWR / 1.5A @ 49C per circuit / Max power allowed Total 5.0A 1.5A per circuit
Aux supply 1	Power limited / 24VDC regulated / 500mA max
Aux supply 2	Resettable Power limited / 24VDC regulated / 300mA max
Unfiltered supply	Power limited / 24V FWR special application / 1.7A max at 49C
Auxiliary relays	Common Alarm/Supv./Trouble/ Auxiliary Alarm / Must be connected to a listed power limited source of supply Form C/28VDC/1A max

## Features

- Listed to UL 864, 10th edition
- Main 4 x 20 LCD display, Main Board, Power Supply and Enclosure
- One addressable (SLC) loop with a maximum of 240 Secutron addressable devices (MRI-4000 series) in total
- Flexible zone and group configuration options
- Compatible with Secutron addressable devices (MRI-4000) including photoelectric duct smoke detector and multi-modules
- Compatible with conventional detectors using Secutron MRI-4042 Conventional Zone module, refer to document LT-1023SEC for compatible detectors
- Device sub-addressing which saves physical address space for multi modules, sounder bases, relay bases and dual input module.
- Class A, Class X, or Class B analog addressable SLC loop(s)
- Four Power Limited Class B, Class A NAC circuits (max 1.5 Amps each - 5.0 Amps total)
- NAC circuits may be configured as silenceable signal, non-silenceable signal, silenceable strobes, non-silenceable strobes, or auxiliary power output. The audible signal may be Steady, Temporal Code, California Code, or March Time
- Supports MGC, Gentex, Eaton/Wheelock, and System Sensor strobe sync protocols
- USB port on main board for simple programming and firmware upgrade by local keypad or PC
- Auto-Configuration through the main display to correlate all detected inputs to all outputs
- Configurable Signal Silence Inhibit, Auto Signal Silence, and One-Man Walk Test
- Two-stage, alarm verification, and positive alarm sequence operations
- Relay Contacts for Common Alarm, Common Supervisory and Common Trouble all non-disconnectable and Auxiliary Alarm Relay (disconnectable)
- Additional outputs include connections for a MR-2300T remote trouble indicator, MR-2300-PR Reverse Polarity Module, an RS-485 bus for connection of up to seven RAX-LCD-LITES, RAM-3318-LCDs, MR-2312-SR12s and RA-1000 Series annunciators
- Built-in POTs dialer which allows for the reporting of events to a monitoring facility. The UDACT/Digital Communicator can be configured for single or dual line operation and uses the Security Industry Association (SIA) and Ademco Contact ID protocols
- Full Windows 10 compatibility
- Two event history logs comprised of a 400 event alarm log for alarm related events and a 400 event general log for all other events.
- Option for turning off addressable device's polling/alarm LEDs.
- Group bypass switch feature to momentarily deactivate a group of devices or zones within the fire alarm system



NYC  
Fire Dept



## SECUTRON INC.

Canada 25 Interchange Way, Vaughan (Toronto), Ontario L4K 5W3 Tel: (905) 660-4655 Fax: (905) 660-4113

U.S.A. 4575 Witmer Industrial Estates, Niagara Falls, NY 14305 Tel: (888) 660-4655 Fax: (888) 660-4113

www.secutron.com

Catalog Number

**1041**

Issue 12

## System Components




### RAM-3318-LCD – Remote Annunciator

The RAM-3318-LCD Remote Annunciator is used as a component of an MR-400 Fire Alarm System. It provides an exact mimic of the MR-400 display at a remote location. The display is four lines, 20 characters back-lit alphanumeric LCD. It displays information regarding the panel, its circuits, and devices. An on-screen cursor is controlled by the cursor buttons for menu selection and control. the RAM-3318-LCD occupies one display position in the MMX-BB-1000 Series enclosure.




### RAX-LCD-LITE - Remote LCD Annunciator

The MR-400 also supports the RAX-LCD-LITE Remote LCD Annunciator. It is equipped with a large 4-line x 20-character back-lit alphanumeric LCD display that uses a simple menu system complete with a directional keypad and switches for Enter, Menu, Cancel and Info. The RAX-LCD-LITE occupies one display position in the MMX-BB-1000 Series enclosures.



### RAM-1032TZDS-CC Conformal Coated Main Remote LED Annunciator

The RAM-1032TZDS-CC Conformal Coated Main Remote LED Annunciator provides common annunciator functions and 32 points of LED annunciation. The RAM-1032TZDS-CC has indicators for A.C. On, Common Trouble and Signal Silence and controls for System Reset, Lamp Test, Fire Drill, Buzzer Silence and Signal Silence. Each display point can be identified by the slide-in label that slides in beside the LED. The RAM-1032TZDS-CC occupies one display position in the MMX-BB-1001WP and MMX-BB-1002WP enclosures.



### RAM-1032TZDS Main Remote LED Annunciator

The RAM-1032TZDS Main Remote LED Annunciator provides common annunciator functions and 32 points of LED annunciation. The RAM-1032TZDS has indicators for A.C. On, Common Trouble and Signal Silence and controls for System Reset, Lamp Test, Fire Drill, Buzzer Silence and Signal Silence. The RAM-1032TZDS occupies one display position in the MMX-BB-1000 Series enclosure.




### RAX-1048TZDS-CC Conformal Coated Programmable LED Annunciator Module

The RAX-1048TZDS-CC Conformal Coated Programmable LED Annunciator Module provides 48 programmable bi-colored LEDs. The RAX-1048TZDS-CC connects to the main control unit or main annunciator module (RAM-1032TZDS-CC) when mounted remotely. Each display point can be identified by the slide-in label that slides in besides the LED. The RAX-1048TZDS-CC occupies one display position in the MMX-BB-1001WP and MMX-BB-1002WP Series enclosures.




### RAX-1048TZDS Programmable LED Annunciator Module

The RAX-1048TZDS Programmable LED Annunciator Module provides 48 programmable bi-colored LEDs. The RAX-1048TZDS connects to the main control unit or main annunciator module (RAM-1032TZDS) when mounted remotely. Each display point can be identified by the slide-in label that slides in besides the LED. The RAX-1048TZDS occupies one display position in the MMX-BB-1000 Series enclosures.




#### IPS-2424DS Programmable Input Switches Module

The IPS-2424DS provides 24 programmable switches that can be configured for zone bypass. The IPS-2424DS connects to the main panel or the remote LCD annunciator when mounted remotely. The IPS-2424DS occupies one display position in the BB-1000 Series enclosures.



#### IPS-4848DS Programmable Input Switches Module

The IPS-4848DS provides 48 programmable switches that can be configured for zone bypass. The IPS-4848DS connects to main control unit or the remote LCD annunciator when mounted remotely. The IPS-4848DS occupies one display position in the BB-1000 Series enclosures.




#### AGD-048 Graphic Annunciator Adder Driver Board

The AGD-048 Adder Graphic Driver Module can be used with the MGD-32 Master Graphic Driver module. The AGD-048 will support an additional 48 supervised outputs. As with the master modules, the AGD-048 will support both LEDs and incandescent lamps.




#### UIMA4 – Interface for Configuring Secutron Fire Panels

The UIMA4 is an interface for configuring the MR-400. The UIMA4's ribbon cable can be disconnected and replaced – the replacement part number is RPL-WC-25022 (it comes with 3 replacement cables). The UIMA4 interface has 3 connectors: 9 pin male serial connector, USB B female connector, and 10 pin female connector.




#### MGD-32 Master Graphic Driver Module

For use with the MR-400 Fire Alarm Control Panel. The MGD-32 Master Graphic Driver Module provides common control inputs for the switches such as System Reset, Signal Silence, Auxiliary Disconnect, Fire Drill, Lamp Test and Acknowledge.



#### MR-2300-PR Polarity Reversal/City Tie Module

The MR-2300-PR provides outputs for city box and polarity reversal applications. As a city tie module, the PR300 provides an interface between the control panel indicating circuits and a master box. It provides off-premises signal transmission for systems that must comply with NFPA requirements for Auxiliary Protective Systems. As a polarity reversal module, the MR-2300-PR provides an interface between the control panel and a reverse polarity receiver.



#### MR-2300T – Trouble Remote Indicator

Secutron's Remote Trouble Indicator provides remote annunciation of fire alarm troubles. The MR-2300T mounts onto a standard single gang electrical box. The MR-2300T can be used with any of Secutron's fire alarm control panels.



#### MP-300 – End of Line Plates

Secutron's MP-300 is a 3.9K End Of Line resistor for use with Secutron conventional panels and detection circuits.



#### MMX-BB-1001WP – Outdoor Weather Protected Enclosure

The MMX-BB-1001WP is a complete enclosure that comes with a RED door, a black back-box, two keys and a durable lock at the top of the door. The door comes hinged to the bottom side of the box for added weather protection. The box is capable of handling one RAM-1032TZDS-CC Main Annunciator Chassis which provides up to 32 points of annunciation. RAM-1032TZDS-CC is ordered separately conforms with the UL installation requirements.

**Note: there is no need for thermostat or heater. RAM-1032TZDS-CC must be ordered separately to match UL installation requirements.**

Dimensions	11-5/32" H x 12-15/16" W x 3-1/2" (283mm x 329mm x 89mm)
Rated for Outdoor Enviroment	+50°C to -40°C (-122°F to -40°F)
Wet Location	95% R.H. @60°C



#### MMX-BB-1002WP – Outdoor Weather Protected Enclosure

The MMX-BB-1002WP is a complete enclosure that comes with a RED door, a black back-box, two keys and a durable lock at the top of the door. The door comes hinged to the bottom side of the box for added weather protection. The box is capable of handling one RAM-1032TZDS-CC Main Annunciator Chassis which provides up to 32 points of annunciation and one RAX1048TZDS-CC Adder Annunciator, which provides up to 48 points of annunciation. RAM-1032TZDS-CC and RAX1048TZDS-CC are ordered separately to match the UL installation requirements.


**Note: there is no need for thermostat or heater. RAM-1032TZDS-CC and RAX-1048TZDS-CC must be ordered separately to match UL installation requirements.**

Dimensions	17-15/16" H x 12-15/16" W x 3-1/2" (456mm x 329mm x 89mm)
Rated for Outdoor Enviroment	+50°C to -40°C (-122°F to -40°F)
Wet Location	95% R.H. @60°C



#### MR-2312-SR12 – Smart Relay Module with Red Enclosure

The MR-2312-SR12 provides twelve configurable form-C relay circuits, rated @ 28 VDC, 1 amp (resistive). Each circuit can be configured as a Normally Open (N.O.) or Normally Closed (N.C.) contact. Each relay is equipped with an LED that is lit when the relay is energized. The relays can be configured as relay per zone (1 to 1), Common on Alarm, Common on Supervisory or programmable for a logical or adjacent zone configuration. An adjacent zone configuration will turn on an adjacent zone when the configured zone is active. A chaining configuration allows for multiple relays to turn on. The MR-2312-SR12 is DIP switch configurable and connects to the RS-485 bus. The MR-2312-SR12 come complete with a red enclosure and a CAT-30 lock and key.



#### MMX-BB-1001 / 2 / 3 – Remote Annunciator Enclosures

The MMX-BB-1000 Series comes complete with a backbox, door and hinge. The enclosure doors come with Lexan windows, two keys and a durable lock. The enclosures can handle the RAM-1032TZDS, RAM-3318-LCD, RAXN-LCD-LITE, Main Annunciator Chassis.

MMX-BB-1001DR	9" H x 12.75" W x 1.85" D
MMX-BB-1002DR	18" H x 12.75" W x 1.85" D
MMX-BB-1003DR	26.4" H x 12.75" W x 1.85" D



## Ordering Information

Model	Description
<b>Panel</b>	
MR-400R	Addressable Fire Alarm Control Panel - Red door
MR-400RP	Addressable Fire Alarm Control Panel - Red door <b>USA Market Only</b>
<b>Displays</b>	
RAM-3318-LCD	Remote Annunciator with 4-Line LCD Display
RAX-LCD-LITE	Remote Annunciator with 4-Line LCD Display
RAM-1032TZDS	32 Point Remote Main Annunciator with 32 Trouble and Alarm LEDs
RAM-1032TZDS-CC	Conformal Coated 32 Point Remote Main Annunciator with 32 Trouble and Alarm LEDs
RAX-1048TZDS	Adder Annunciator Chassis c/w 48 Bi-Colored LEDs
RAX-1048TZDS-CC	Conformal Coated Adder Annunciator Chassis c/w 48 Bi-Colored LEDs.
IPS-2424DS	Programmable Input Switches Module with 24 switches
PS-4848DS	Programmable Input Switches Module with 48 switches
MGD-32	Master Graphic Driver Board
AGD-048	Adder Graphic Driver Board
MR-2312-SR12	Smart Relay Module with Red Enclosure. Supports up to 12 relays
<b>Optional Adder Modules</b>	
MR-2300-PR	Polarity reversal and City Tie Module
<b>Enclosures</b>	
MMX-BB-1001DR	Red Remote Annunciator Enclosure. Houses one module.
MMX-BB-1002DR	Red Remote Annunciator Enclosure. Houses two modules.
MMX-BB-1003DR	Red Remote Annunciator Enclosure. Houses three modules.
MMX-BB-1001WP	Red Weather Protected Enclosure. Houses one module.
MMX-BB-1002WP	Red Weather Protected Enclosure. Houses two modules.
<b>Accessories</b>	
MR-2300T	Common Remote Trouble Indicator, Buzzer and LED
MP-300	End of Line Resistor plate. 3K9
MMX-BC-160R	External Battery Cabinet - Red
BAT-12V12A	Battery 12AH
BAT-12V18A	Battery 18AH
BAT-12V26A	Battery 26AH (To house BAT-12V26A (26 AH) batteries, an external MMX-BC-160R Battery Cabinet is required).
UIMA4	Interface for Configuring MGC Fire Panels
MGC-CONFIG-KIT4	Fire Panel Configuration KIT with UIMA4
RPL-WC-25022	Replacement Ribbon Cable for UIMA4 (Pack of 3)
<b>Devices</b>	
MRI-4001	6" Diameter Base
MRI-4002	4" Diameter Base
MRI-4003-S	4000 Series Sounder Base
MRI-4003-R	4000 Series Relay Base
MRI-4010	Photoelectric Smoke Sensor
MRI-4010-ISO	Photoelectric Smoke Sensor with Built-in Short Circuit Isolator
MRI-4020	Multi-Sensor Detector
MRI-4020-ISO	Multi-Sensor Detector with Built-in Short Circuit Isolator
MRI-4030	Tri-Mode Heat Detector
MRI-4030-ISO	Tri-Mode Heat Detector with Built-in Short Circuit Isolator
MRI-4040	Dual Input Module
MRI-4041	Mini Dual Input Module
MRI-4042	Conventional Zone Module
MRI-4045	Dual Relay Module
MRI-4046	Supervised Output Module
MRI-4050	Sync Module
MRI-4070	Short Circuit Isolator Module

MIX-4090	MGC Devices Programmer
MRM-401MPU	Intelligent Single Stage Manual Station MP
MRM-407MPU	Intelligent Single Stage Manual Station MP with Additional N.C. Switch
MRM-710MPU	Intelligent Key-Resettable Single Stage Dual Action Manual Station MP
MIX-4010-DUCT	4000 Series Addressable Photoelectric Duct Smoke Detector
MIX-4010-D	Series Non-Isolated Photoelectric Duct Detector Sensor head (For replacement only)
MIX-4040-M	4000 Series Multi Input Module (6 Class A/12 class B)
MIX-4045-M	4000 Series Multi Relay Module (8 form C SPDT contacts)
MIX-4070-M	4000 Series Multi Isolator Module (8 isolator sections)
MRM-810MPU	MP 1 Stage addressable double action pull station, UL
<b>MGC Devices Accessories</b>	
DUCT-ST1	Sampling tube width up to 1ft (0.3m) for MIX-4010-DUCT
DUCT-ST2	Sampling tube widths 1ft to 2ft (0.6m) for MIX-4010-DUCT
DUCT-ST5	Sampling tube widths 2ft to 5ft (0.6m) for MIX-4010-DUCT
DUCT-EXTEND	Sampling Tube Extension (3.5 ft) for MIX-4010-DUCT
DUCT-MB	Mounting bracket for MIX-4010-DUCT
DUCT-RG	Rubber gasket for MIX-4010-DUCT (Pack of 10 units)
MRM-800	Surface back box for 800 Series manual station
MRM-700	Surface back box for 700 Series manual station
MRM-700WP	Weatherproof surface back box for 700 Series manual station
BB-300	Surface mount box (Red) for 400 Series Manual Pull Stations