

CHG-120

Battery Charger


Power Supplies

General

The CHG-120 is a state-of-the-art battery charging system designed for use with NOTIFIER Fire Alarm Control Panels (FACPs). It is designed to charge lead-acid batteries between 25 and 120 ampere-hours (AH).

Features

- Charges sealed lead-acid batteries.
- Automatic float-type battery charger.
- Rated for batteries of 25 to 120 ampere-hours.
- Obtains full float voltage within 48 hours.
- For use on any 24-volt FACP which can handle the specified batteries and can disable the local charger.
- AC Fail delay (central station applications) per latest NFPA requirements.
- Form-C Trouble contact.
- Dual outputs, for easy load distribution.
- **Diagnostic LEDs:**
 - Primary AC On
 - Charger Trouble.
 - Ground Fault.
 - Hi Charge.
 - Lo Charge.
 - Battery Voltage Level (3 LEDs).
 - Low Battery.
- Black or red NFS-LBB(R) battery cabinet (optional).
- Field-selectable input voltage, 120 VAC or 230 VAC.
- **Charges:**
 - 26 AH batteries within 9 hours.
 - 55/60 AH batteries within 20 hours.
 - 120 AH batteries within 38 hours.

NOTE: Values per NOTIFIER testing.

Construction and Operation

The CHG-120 consists of a PC board and mounting chassis. Charging current is provided automatically when the battery voltage falls below the charger's output voltage.

Applications

Use the CHG-120 when batteries required for standby are rated between 25 to 120 AH.

CHG-120 Specifications

Primary AC (TB1):

- 115 VAC, 60 Hz, 2 A.
- 230 VAC, 50 Hz, 1 A.

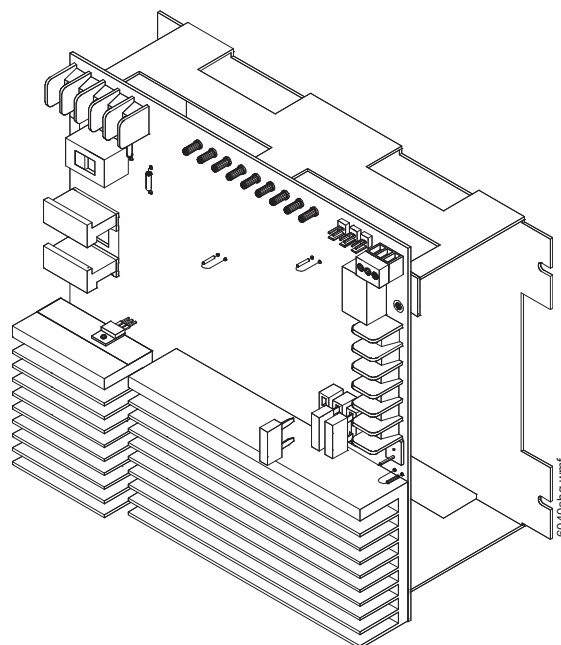
Form-C relay (TB3): 5 A at 30 VDC.

Float charge voltage: 27.6 VDC.

Maximum charging current: 4.5 A.

Fuses F1-F3: 15 A.

Battery sizes: 26 AH to 120 AH.



Charging time (to charge two fully discharged batteries):

- 25 AH = 9 hours.
- 55 AH/60 AH = 20 hours.
- 120 AH = 38 hours.

Installation

The CHG-120 has a variety of mounting options. It can be mounted in either a CAB-4 Series backbox or remotely in the NFS-LBB Battery Backbox. Install the CHG-120 within 20 feet (6.096 m) of the main FACP.

When mounting in a CAB-4 Series backbox:

- The CHG-120 can be mounted in the main power supply position, on the lower left of the CAB-4 Series backbox.
- Using self-tapping screws, the CHG-120 can be mounted in the lower right position (normally, where the batteries are mounted) of the CAB-4 Series backbox.

When mounting remotely in the NFS-LBB:

- The CHG-120 mounts in the left position of the backbox.

NOTE: Only one 55 AH battery or two 26 AH batteries will mount with the charger board in the NFS-LBB.

NFS-LBB Battery Box Battery Configurations: The battery backbox can mount configurations of batteries as follows:

- Without CHG-120 mounted internally:
 - Up to two 26 AH batteries.
 - Up to two 55/60 AH batteries.
 - One 100 AH battery.
- With CHG-120 mounted internally:
 - Up to two 26 AH batteries.
 - One 55/60 AH battery.
 - One 100 AH battery.

NOTE: When 100 AH batteries are required, a NFS-LBB is required to mount each 100 AH battery. The CHG-120 can mount in either the CAB-4 Series backbox or in a third NFS-LBB in this configuration.

Product Line Information

CHG-120: Battery charger circuit board and mounting chassis. Includes mounting hardware and installation instructions.

BAT-12260: 26 AH, 12-volt, sealed lead-acid battery. Order as bulk pack BAT-12260-BP, contains two. See data sheet DN-6933.

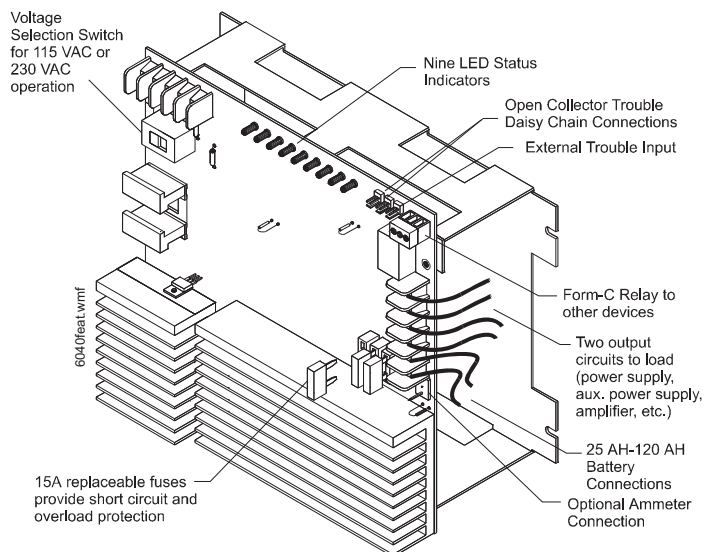
BAT-12550: 55 AH, 12-volt, sealed lead-acid battery. See data sheet DN-6933.

BAT-121000: 100 AH, 12-volt, sealed lead-acid battery. See data sheet DN-6933.

NFS-LBB: Battery Backbox — holds up to two BAT-12550 55 AH batteries or one BAT-121000 100 AH battery. Dimensions: Box: 24.0" (61.0 cm) wide x 14.0" (35.6 cm) high x 7.75" (19.7 cm) deep. Door: 24.125" (61.3 cm) wide x 14.25" (36.2 cm) high x (door adds 0.063" [approx. 0.16 cm] to depth), black.

NFS-LBBR: Same as NFS-LBB above but painted red.

CHG-120 Features



Compliance with Codes and Standards

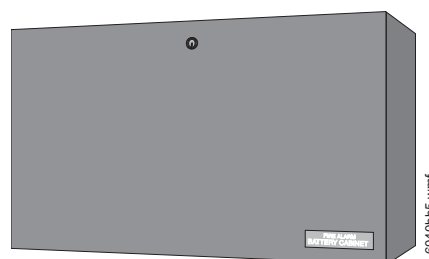
The CHG-120 complies with the following standards:

- NFPA 72 National Fire Alarm Code.
- UL 864 Standard for Control Units for Fire Alarm Systems.
- UL 1481 Power Supplies for Fire Alarm Systems.
- CAN/ULC-S527-M87.

Agency Listings and Approvals

The listings and approvals below apply to the basic CHG-120. In some cases, certain modules may not be listed by certain approval agencies, or listing may be in process. Consult factory for latest listing status.

- **UL:** S674.
- **ULC:** S635.
- **FM:** Approved.
- **CSFM:** 7315-0028:0189.
- **MEA:** 195-97-E, 345-02-E.
- **FDNY:** #6114.



NFS-LBB Battery Backbox

NOTIFIER® is a registered trademark of Honeywell International Inc.
©2012 by Honeywell International Inc. All rights reserved. Unauthorized use of this document is strictly prohibited.



This document is not intended to be used for installation purposes.
We try to keep our product information up-to-date and accurate.
We cannot cover all specific applications or anticipate all requirements.
All specifications are subject to change without notice.

For more information, contact Notifier. Phone: (203) 484-7161, FAX: (203) 484-7118.
www.notifier.com

