

### Features

Panel mounted modules provides fire alarm system status using the ASHRAE BACnet building automation communication protocol

**BACnet (Building Automation Control Network) protocol reference:**

- Communications are via BACnet IP (internet protocol)
- Reference: ANSI/ASHRAE Standard 135

### Connections:

- To fire alarm system via RS-232 port B, configured for Computer Port Protocol (see page 3 for model number reference per panel)
- Output port provides Ethernet LAN (local area network) connection

### BACpac Ethernet Module is pre-programmed:

- Module is pre-programmed with digital pseudo points linked to BACnet objects
- Up to 1500 status changes (monitor point status) can be recognized from the fire alarm control panel

### Compatible Simplex® fire alarm control panels:

- 4100ES and 4100U Series fire alarm control panels and Network Display Units (NDU)
- 4010ES Series fire alarm control panels
- Installed legacy Models 4100/4100+ and 4120 Series fire alarm control panels and NDU (software revision updating may be required)

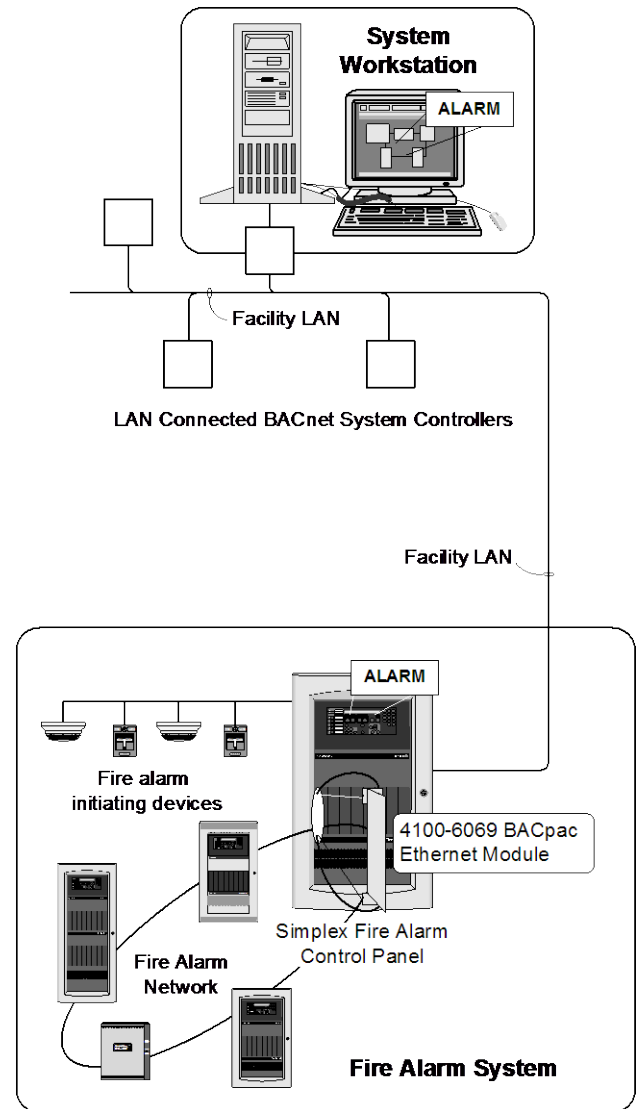
### Listings reference:

- UL listed to Standard 864
- ULC listed to Standard S527

### Description

The BACpac Ethernet module provides a supplementary communications interface that converts computer terminal information from a compatible Simplex fire alarm control panel into the building automation protocol of BACnet. With this module, status information from the fire alarm control panel can be provided to other components of the building automation network with the detail and information format required.

Providing this information allows other systems to properly respond to fire alarm system activity in addition to the primary fire alarm response that is under the control of the fire alarm control panel.



Typical Building Automation LAN with Simplex Fire Alarm Control Panel and BACpac Portal (shown with 4100ES panel for reference)

*This document is a summary of the flexibility available with BACnet communications. Please contact your local Simplex product supplier for further information concerning your specific application.*

\* This product has been approved by the California State Fire Marshal (CSFM) pursuant to Section 13144.1 of the California Health and Safety Code. See CSFM Listing 7165-0026:0251 (4100 Series) or 7165-0026:0369 (4010ES) for allowable values and/or conditions concerning material presented in this document. It is subject to re-examination, revision, and possible cancellation. This product was not approved by FM, or accepted by MEA (NYC) as of document revision date. Additional listings may be applicable; contact your local Simplex product supplier for the latest status. Listings and approvals under Simplex Time Recorder Co. are the property of Tyco Fire Protection Products.

## Systems Responsibilities

**Fire Detection and Alarm Systems** are distributed throughout buildings to monitor for indications of the presence of smoke or fire. When a fire alarm condition is determined, the fire alarm system communicates that information with sufficient detail to allow the proper fire response to begin. The fire alarm system may perform other control functions such as fan shutdown and elevator recall, or those actions may be performed by other systems that also handle those functions for normal conditions as well as for abnormal conditions.

**Building Automation Systems.** As buildings increase in size and complexity, control of the electrical and mechanical systems requires coordination. This process has evolved into the general category of Building Systems Automation and includes systems such as heating, ventilation, and air conditioning (HVAC), elevator controls, security controls, lighting controls, and other similar building functions.

Typical responses to fire alarm system status changes might include: HVAC fan control operation, elevator capture, lighting control, and security system awareness. Specific examples could include turning on lighting where needed, aiming security cameras on specific areas, providing door release, and implementing detailed fan exhaust and/or pressurization instructions.

## Systems Communications

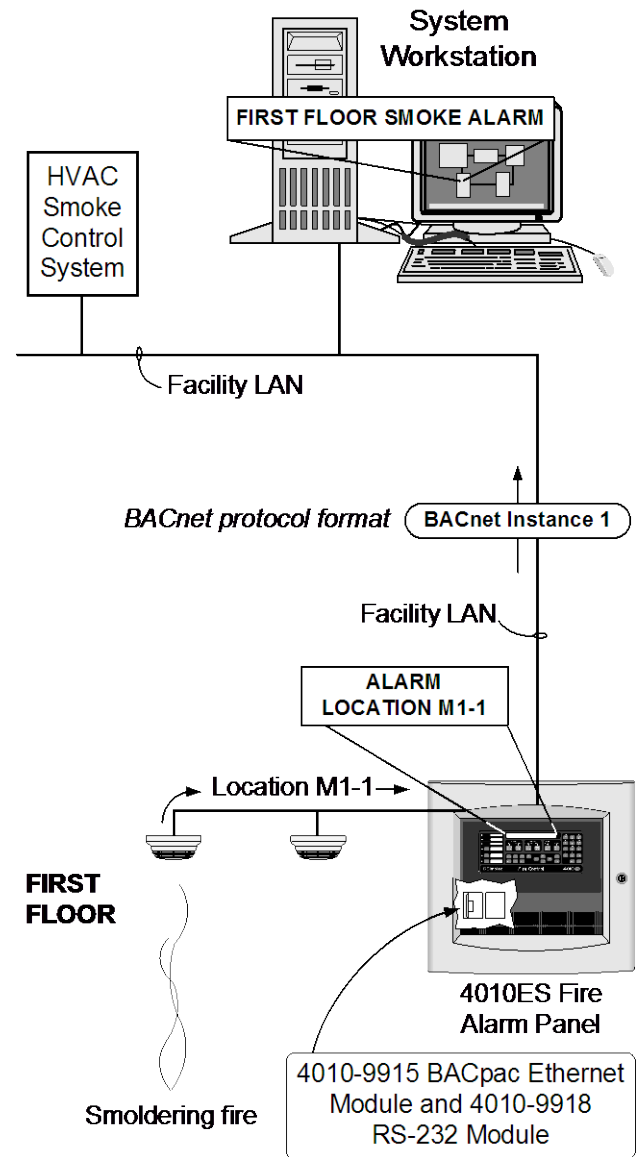
**Communications Between Systems.** Traditional communication between systems has included simple relay interfaces, proprietary (and complicated) interface devices (gateways), as well as using a single supplier for all of the building automation functions. Each of these compromises has its limitations. With the Simplex BACpac Ethernet module, BACnet protocol communications allows a Simplex fire alarm system to provide pertinent status to compatible systems using standardized formats.

## Communications Example

The example to the right shows how a smoldering fire located on the first floor can be detected by the fire alarm control panel, processed by the BACpac Ethernet module, and then sent to the building automation system using the BACnet protocol over a LAN connection. It is the responsibility of the fire alarm control panel to initiate the required notification and related fire responses. However, when connected to a BACpac Ethernet module, the fire alarm system can make status information available to the other building systems allowing them to be informed about facility fire detection activity.

## Diagnostic Reference

This module uses a BACnet protocol converter from Fieldserver Technologies. PC compatible diagnostic programs are available at [www.fieldserver.com](http://www.fieldserver.com).



Typical BACpac Ethernet Module  
Alarm Process Reference  
(shown with 4010ES panel for reference)

## Product Selection

Model	Description	Required RS-232 Module (ordered separately)*		Additional Data Sheet Reference	Installation Instructions
4100-6069	BACpac Ethernet Module for 4100ES, 4100U, 4100/4100+, and 4120 Series fire alarm control panels; single slot (2") module	4100ES or 4100U	4100-6038	S4100-0031	579-842
		4100, 4100+, or 4120	4100-0113		
4010-9915	BACpac Ethernet Module for 4010ES Series fire alarm control panels; single block module (4x5)	4010-9918		S4010-0004 (S4010-0006 for international applications)	579-1051

\* Note: BACpac modules connect to Port B of these RS-232 modules.

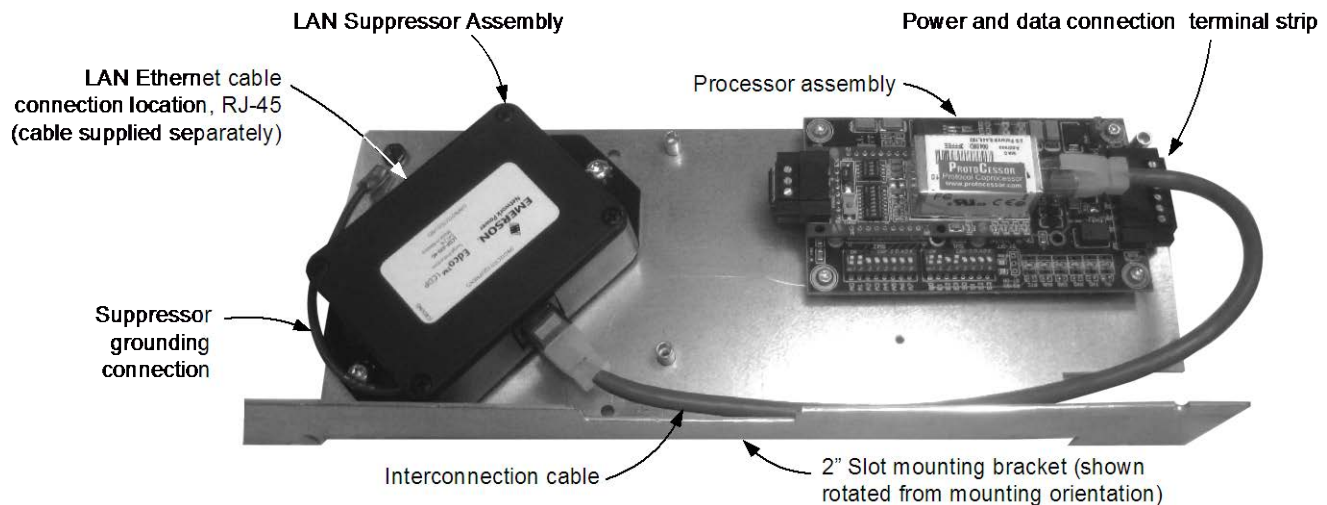
## BACnet Protocol Implementation Conformance (PIC) Reference

Category	Implementation
BACnet Standardized Device Profile (Annex L)	BACnet Smart Sensor (B-SS) BACnet Smart Actuator (B-SA) BACnet Application Specific Controller (B-ASC)
BACnet Interoperability Building Blocks Supported (Annex K)	K.1.2 BIBB -Data Sharing -ReadProperty-B (DS-RP-B) K.1.8 BIBB -Data Sharing -WriteProperty-B (DS-WP-B) K.5.2 BIBB -Device Management -Dynamic Device Binding-B (DM-DDB-B)
Segmentation Capability	None
Standard Object Types Supported	Device Object Analog Input Analog Output Analog Value Binary Input Binary Output Binary Value Multi State Input Output Multi State Output Multi State Value
Additional Property Details	Properties NOT supported BACnet CreateObject BACnet DeleteObject Any optional properties
	Additional Property Details No additional writeable properties exist No proprietary properties exist No range restrictions exist
Data Link Layer Options	MS/TP master (Clause 9), baud rate up to 76,800 bps MS/TP slave (Clause 9), baud rate up to 76,800 bps
Device Address Binding	Not supported
Character Sets Supported	ANSI X3.4 ISO 10656 (ICS-4) ISO 10656 (UCS-2) ISO 8859-1 IBM/Microsoft DBCS

## Specifications

Input Power	Voltage	24 VDC from fire alarm panel; operation range 9 to 30 VDC			
	Current	123 mA maximum from 24 VDC fire alarm panel supply			
	Connections	Wires to pluggable terminal block, harness included			
Data Input <b>Note:</b> Connect to Port B of RS-232 Module	Data Type	RS-232 Computer Port Protocol from fire alarm control panel			
	Connections	Pluggable terminal block (same terminal block as used for input power) connects to RS-232 module in fire alarm control panel, harness included			
	Panel	4100ES	4010ES	4100U	4100/4100+/4120
	RS-232 Module	4100-6038	4010-9918	4100-6038	4100-0113
Data Output	Data Type	Ethernet compatible communications formatted as BACnet IP (internet protocol)			
	Connections	Ethernet RJ-45 jack located on LAN suppressor module (part of module assembly); LAN Ethernet output connector to be supplied separately			
BACnet Default Settings	Device Instance = 32400; IP Address = 192.168.1.24; Subnet Mask = 255.255.255.0				
Status LED Indications	Power, TX, RX, RTX, CTS, DTR, DSR, DCE, and RI; located on the processor assembly				
4100-6069 Module Size	2" Slot type module, components are mounted on a metal bracket; bracket dimensions: 2" W x 10-7/16" H x 4" deep (51 mm x 265 mm x 102 mm)				
4010-9915 Module Size	Single block module (4 x 5); uses the modules shown in the diagram below, but packaged differently				
Module Description	RS-232 communications and power are connected to the on-board pc board assembly for processing; a pluggable harness (supplied) connects to a grounded LAN suppressor mounted on the chassis; standard Ethernet LAN cable is supplied separately				
Operating Temperature Range	32° F to 120° F (0° C to 49° C)				
Humidity Range	Up to 93% RH, non-condensing @ 90° F (32° C) maximum				

## BACpac Ethernet Module Details (4100-6069 shown for reference)



TYCO, SIMPLEX, and the product names listed in this material are marks and/or registered marks. Unauthorized use is strictly prohibited. ASHRAE and BACnet are trademarks of ASHRAE, American Society of Heating, Refrigeration, and Air Conditioning Engineers.