

Features

SafeLINC Fire Panel Internet Interface (FPII) enables investigation of fire alarm control panel status using the familiar interface of an Internet browser:

- Intuitive menu screens are refreshed automatically with the occurrence of new events
- Support is for to 50 user accounts with up to five simultaneous users
- Annunciation and reporting capacity up to 12,000 points
- Supports either DHCP or static IP addresses
- Compatible with Internet Explorer, Firefox, Safari, and Chrome web browsers
- Listed to UL Standard 864 and ULC Standard S527

Security access features:

- Multiple user accounts and passwords (similar to the host control panel)
- Programmable lockout on login screen prevents excessive login attempts by unauthorized users

Fire alarm control panel model compatibility:

- Compatible with 4100ES, 4010ES; and 4100U at revision 12.06 or higher

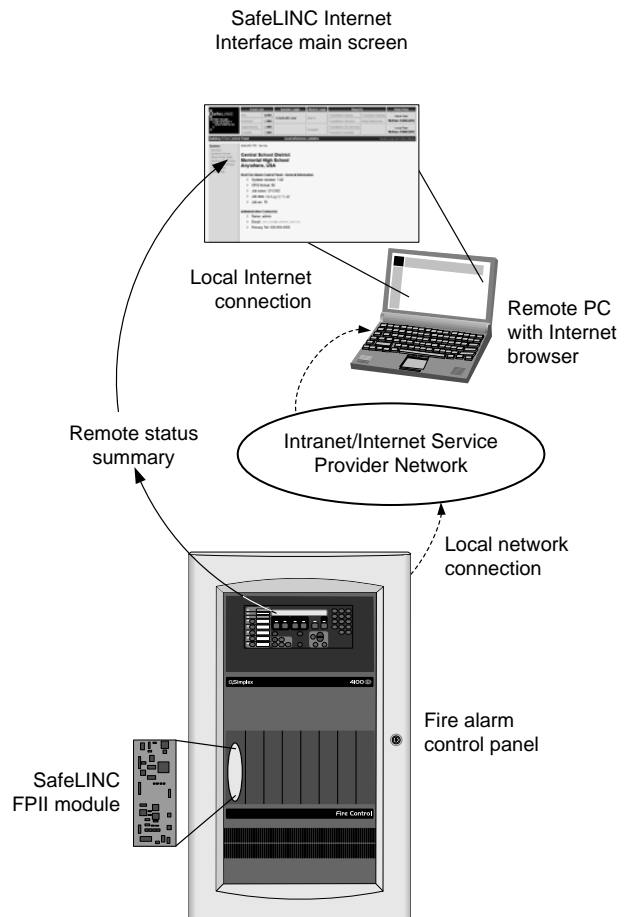
Automatic or scheduled email feature provides selectable notification to user accounts:

- Built-in email feature will notify user accounts of individually selected status changes either automatically or as scheduled
- Compatible email services include: local SMTP email servers, ISP provided email service, and Internet email service
- Email capacity includes addresses for the 50 user accounts and up to 5 separate email distribution lists with each supporting up to 20 additional email addresses
- With 4100ES, 4100U, or 4010ES control, action messages can be sent to email distribution lists for Emergency Communication System (ECS) operation (see details on pages 3 and 4)
- Information can be alarm, priority 2, supervisory, trouble; or TrueAlarm Sensor Service and Status Reports
- Compatible pagers, cell phones, or Personal Digital Assistants can receive direct email messages or messages forwarded from a user account

Available information:

- Alarm, Priority 2 Alarm, Supervisory, and Trouble counts and status messages
- Detailed point information accessible similar to that available at the panel
- TrueAlarm sensor status including both status reports and service reports
- Alarm and Trouble log information

On-board service PC port provides convenient installation setup and diagnostics



SafeLINC FPII System Connection Drawing (4100ES Fire Alarm Control Panel shown for reference)

Description

Fire Alarm Control Panel System Information.

Simplex® fire alarm control panels monitor their connected devices and gather system information to describe the status of the protected buildings. This information is available at the panel and via accessory devices such as remote terminals or dial-in modems, all requiring special equipment connections.

Secure Internet Access. The SafeLINC Internet interface provides an alternative access to system information using the familiar interface of a standard Internet browser. A remotely located fire professional can use this access to analyze control panel status during non-alarm conditions and can also use this information to assist local fire responders during alarm conditions.

(NOTE: Secure access requires proper installation behind network firewalls consistent with local network security requirements.)

* This product has been approved by the California State Fire Marshal (CSFM) pursuant to Section 13144.1 of the California Health and Safety Code. See CSFM Listing 7300-0026:0312. FM approval is not applicable for this product type. Additional listings may be applicable; contact your local Simplex product supplier for the latest status. Listings and approvals under Simplex Time Recorder Co. are the property of Tyco Fire Protection Products.

Main Screen Description

Fire Alarm Control Panel Status Count:
Fire; Priority 2; Supervisory; Trouble

Local PC time and remote fire alarm control panel time

System menu for selecting investigation detail

History logs and system reports access

Connected panel details

Event List	System Login	History Logs	Reports		Date/Time
Fire <input checked="" type="checkbox"/> 001	□ SafeLINC User	Alarm	TrueAlarm Status	TrueAlert Status	Panel Time
Priority2 <input type="checkbox"/> 000			TrueAlarm Service	Dirty Detectors	10:01am24JUN2014
Supervisory <input type="checkbox"/> 000		Trouble	TrueAlarm CO Service		Local Time
Trouble <input type="checkbox"/> 000			TrueAlert Candela		10:01am24JUN2014

Building 1 Fire Control Panel Good afternoon, safelinc Home Log Out Help About

System
Service
System Cards
View Point Data
System Summary
Account Settings
User Links
Email Log

SafeLINC FPII : Service

**Central School District
Memorial High School
Anywhere, USA**

Host Fire Alarm Control Panel - General Information

- System revision: 2.03
- CFG format: 73
- Job name: CFG102
- Job date: 10-Jun-14 11:48
- Job rev: 16

Administrative Contact(s)

- Name: admin
- Email: John_Doe@customer_site.com
- Primary Tel: 555-555-5555

Event Screen Sample

Event List	System Login	History Logs	Reports		Date/Time
Fire <input checked="" type="checkbox"/> 001	□ SafeLINC User	Alarm	TrueAlarm Status	TrueAlert Status	Panel Time
Priority2 <input type="checkbox"/> 000			TrueAlarm Service	Dirty Detectors	10:01am 24AUG2014
Supervisory <input type="checkbox"/> 000		Trouble	TrueAlarm CO Service		Local Time
Trouble <input type="checkbox"/> 000			TrueAlert Candela		10:01am 24AUG2014

Building 1 Fire Control Panel Good afternoon, safelinc Home Log Out Help About

System
Service
System Cards
View Point Data
System Summary
Account Settings
User Links
Email Log

SafeLINC FPII : System Event : Fire Event(s)

Active Fire Event(s)
Fire events are listed for your system below. Click on the hypertext custom label to obtain detailed information about the point shown. The Fire events list will be refreshed automatically.

Fire	Needs Ack?
PointAddress & Custom Label 2-1-0 M1-1 Banner: PULL STATION	YES Status: FIRE

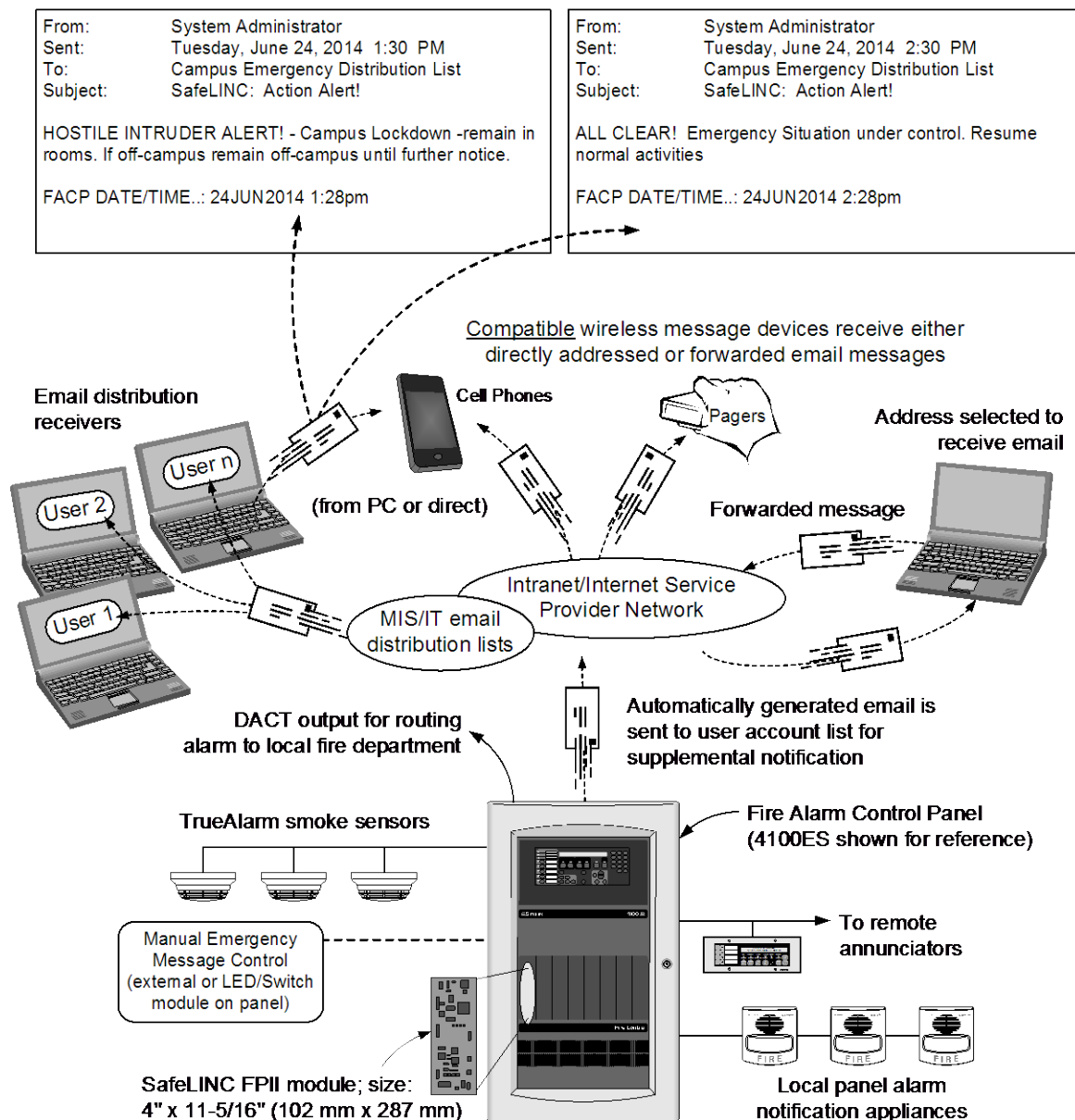
Emergency Contact(s)
Name: admin
Email: John_Doe@customer_site.com
Primary Tel: 555-555-5555
Custom Message: Please report any problems to J. Doe

SafeLINC Fire Panel Internet Interface Product Selection

Model	Compatible Panels	Mounting Reference	RS-232 Port Consumption
4100-6079	4100ES or 4100U Fire Alarm Control Panels	Mounts in Blocks A & B in an expansion bay	Reduces Control Panel RS-232 Bi-directional Port capacity by one (refer to specific panel documentation for capacity and additional information)
4010-9923	4010ES Fire Alarm Control Panels	Requires two vertical block spaces	

Message Distribution Diagram

Sample Emergency ALERT and ALL CLEAR Messages



Connection Requirements

The SafeLINC Internet interface is normally installed into a local facility network using conventional CAT 5 wiring (or better) and configured similar to an individual computer. The following summarizes the typical requirements:

- Mount behind security firewalls for maximum protection
- To automatically send emails, a simple mail transfer protocol (SMTP) mail account is required
- Each module has a unique Media Access Control (MAC) address that will be required by the local MIS/IT department to configure on the network

Access Security

Anonymous Login Screen. The primary login screen (upper right) does not describe the available connection. Unauthorized visitors that might find the SafeLINC Internet interface location would not know the purpose of the screen.

Selectable Login Parameters. The designated SafeLINC FPII Administrator(s) can select the following parameters:

- Programmable login attempts before lockout; selectable from 1 to 20 with 3 as default
- Following an unsuccessful login attempt, a lockout period is in effect and during this time no access is allowed; lockout time is selectable from 0 to 24 hours, with 1 hour as default
- If desired, individual IP addresses or address series can be blocked from access
- Information is gathered about any unsuccessful attempt to login and emailed to the administrator(s)

Available Reports

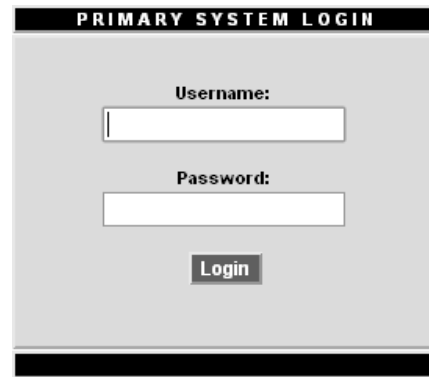
These reports can be viewed or emailed as attachments:

- **TrueAlarm sensor status reports** for sensitivity selection, device status, and dirt accumulation status; also available is the **dirty detector** report
- **TrueAlarm sensor service reports** including details of current status, recorded peak status; and CO sensor service reports including status and end of life date
- **TrueAlert addressable** candela reports and status reports
- **Logs for:** Fire Alarm, Priority 2 Alarm, Supervisory, and Trouble

Module Specifications

Compatible Internet Browser	Internet Explorer 6 or above, Firefox, Chrome, and Safari browsers
Voltage Range	18 to 33 VDC, supplied from the host fire alarm control panel
Current, Supervisory and Alarm	145 mA maximum @ 24 VDC
Module Status LEDs (for setup and service)	LED 7 Ethernet link status indicator, green LED
	LED 8 Ethernet link activity indicator, red LED
	LED 3 Detailed status indicator, yellow LED; blinking codes provide internal diagnostics and details on external connections
Operating Temperature Range	32° to 120°F (0° to 49° C)
Operating Humidity Range	Up to 93% RH, non-condensing @ 90° F (32° C) maximum
Technical Publication Reference	579-1004, <i>Installation, Programming, and Operating Manual</i>

TYCO, SIMPLEX, and the product names listed in this material are marks and/or registered marks. Unauthorized use is strictly prohibited. Internet Explorer, Firefox, Safari, and Chrome are trademarks of their respective owners.



Primary Login Screen

Email Notification

Email Feature. User accounts include email addresses to allow the receipt of automatically generated or previously scheduled messages. Each user account can be selected for the event message categories required. Email “from” field can be customized for accurate identification. Each user can configure email size and data format to receive only what is desired including formatting for SMS text messages.

Note: Use of email server distribution lists can assist to notify the required recipients.

Emergency Communication Messages. When controlled from a 4100ES, 4010ES, or 4100U Fire Alarm Control Panel (4100U at revision 12.06 or higher), the custom point detail action messages (up to 50 per control panel) can be programmed (at the panel) to route to selected email distribution lists. With messages similar to those shown on page 3, this can be part of an Emergency Communications System (Mass Notification). **Note: All point detail action messages** will route to the selected lists.

Message Forwarding. At the receiving email account, messages can be forwarded by the local email application. Messages can be forwarded to another computer, cell phone, pager, or other email compatible message receiver. If desired, a user account could include an email address list to allow distribution to multiple receivers without requiring forwarding and by using only one of the 50 available supported email addresses accounts. (Refer to the message diagram on page 3.)