

Features

Convert conventional Notification Appliance Circuits (NACs) into SmartSync circuits or synchronized strobe circuits:

- Simplex® SmartSync Control Modules combine separate horn and strobe NAC inputs into a 2-wire control that can silence horns while maintaining synchronized strobe operation
- Synchronized Flash Modules provide a 2-wire synchronized strobe output that also operates compatible 24 VDC conventional reverse polarity notification appliances

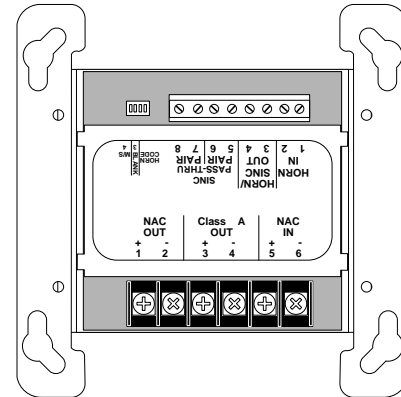
SmartSync Control Module (SCM) provides two-wire control to separately activate horns and strobes:

- Operation allows “on-until-silenced” and “on-until-reset” on the same two-wire pair while maintaining supervision continuity
- SmartSync horns sound as Temporal or March Time pattern, or continuous, controlled separately from strobes on the same circuit
- Strobes on the same circuit operate at a synchronized 1 Hz flash rate
- Output is either Class B or Class A

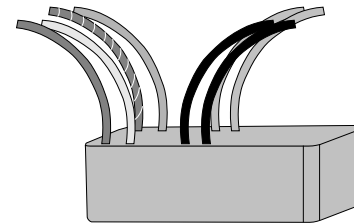
Conventional strobe synchronization models:

- Encapsulated package with color coded wire leads provides 1 Hz strobe synchronization and maintains supervision continuity
- Conventional horns and other DC appliances operate on the same 2-wire circuit
- Models are available with Class B or Class A output
- Small size allows convenient mounting

UL listed to Standard 1971



4905-9938 SmartSync Control Module (SCM),
Shown Approximately 1/2 Size



4905-9922, Class A Synchronized Flash Module,
Shown Approximately 1/2 Size

SmartSync Control Module (SCM)

Model 4905-9938 SCM (SmartSync Control Module) converts two conventional NAC inputs into a SmartSync two-wire NAC output. One NAC can be programmed to operate as “on-until-silenced” and would be designated as the horn control (non-coded, on continuously during alarm). A second NAC would be programmed to provide “on-until-reset” operation and would be for the visible appliance (strobe) control (also non-coded, on continuously during alarm). Power is supplied by the strobe control NAC.

Selectable Horn output and Synchronized Strobes. In addition to operating the strobe and the horn independently, the SCM can be switch selected to operate the horns as temporal coded, march time coded (60 beats/minute), or on continuously. Strobes are activated with 1 Hz synchronized flashes.

* These products have been approved by the California State Fire Marshal (CSFM) pursuant to Section 13144.1 of the California Health and Safety Code. See CSFM Listing 7125-0026:198 and 7125-0026:235 for allowable values and/or conditions concerning material presented in this document. Accepted for use – City of New York Department of Buildings – MEA35-93E. Additional listings may be applicable; contact your local Simplex product supplier for the latest status. Listings and approvals under Simplex Time Recorder Co. are the property of Tyco Fire Protection Products.

Additional SCM Features

Multi-Sync Mode. Up to eight SCMs can be interconnected to synchronize system notification. Interconnected SCMs are supervised for proper circuit connection. The horn input NAC powers the Multi-Sync function.

Isolated NAC Inputs. Both NAC inputs are isolated from each other and can be supplied from different control panels.

Class B (Style Y) and Class A (Style Z) output operation are both supported.

Earth fault detection is provided by the strobe control NAC during supervision mode.

For additional information refer to Installation Instructions 574-719.

Synchronized Flash Modules

Model 4905-9914 and 4905-9922 add the required control to activate Simplex synchronized strobes for NACs that do not provide that control. Conventional horns or other compatible 24 VDC notification appliances on the same circuit ignore strobe synchronization and operate when the NAC is in alarm.

For additional information refer to Installation Instructions 579-232.

Product Selection

Model	Description	Package Details
4905-9938	SmartSync Control Module, Class A or Class B output	Dimensions: 4" x 4-1/8" x 1-1/4" D (102 mm x 105 mm x 32 mm); mounts in 4" (102 mm) square box
4905-9914	Class B Synchronized Flash Module	Dimensions: 1-3/8" x 2-7/16" x 13/16" D (35 mm x 62 mm x 20 mm); epoxy encapsulated with 8" (203 mm) in/out 18 AWG (0.82 mm ²) wire leads; rated for 2 A NAC; requires 5 mA for power
4905-9922	Class A Synchronized Flash Module	
4090-9813	Adapter plate to fit 4 11/16" (119 mm) square electrical box	

Specifications

General Specifications

Temperature Range	32° to 122° F (0° to 50° C)
Humidity Range	10% to 93%, non-condensing at 100° F (38° C)

4905-9938 SmartSync NAC Modules (for use with SmartSync compatible appliances)

Input Voltage Range	16 VDC to 33 VDC; with a maximum ripple of 2 V peak-to-peak
Output Ratings	2 A maximum; can be wired as Class A or Class B
	Up to 35 maximum SmartSync appliances with strobes
	Up to 40 maximum SmartSync horn-only appliances
Strobe Control NAC Input Current	Output NAC current, plus 30 mA @ 24 VDC for SCM operating power
Horn Control NAC Current	4 mA @ 24 VDC
Class A Operation Mounting Requirement	Mount SCM within 20 ft (6 m) of control panel, use metal conduit

4905-9914 & 4905-9922 Synchronization Modules

Input Voltage Range	16 VDC to 33 VDC
Output Ratings	2 A maximum output; requires 5 mA for power
	Up to 35 maximum strobes per synchronized circuit
	Mount in control panel or separate 4" (51 mm) square electrical box, 1-1/2" (38 mm) minimum depth

NAC Capability Reference

Control Panels/NAC Source	Available Output	Additional Module Required/Function
4006, 4007ES Hybrid, 4008, 4010, 4010ES, 4100ES, and 4100U Series Fire Alarm Control Panels; and 4009 IDNet NAC Extenders	Class A or Class B Strobe Synchronization	none
	Class A or Class B SmartSync operation	none
Model Series 4003, 4004, 4005, 4100, 4120, 4020, 4001, & 4002 Control Panels; 2190 Series Signal ZAMs; 4009 Series Conventional NAC Extenders	Conventional reverse polarity NACs, additional modules are required to control synchronized strobes and/or SmartSync appliances	4905-9914 for Class B synchronized strobes
		4905-9922 for Class A synchronized strobes
		4905-9938 for SmartSync control

Module Reference

Module	Description
4905-9938	SmartSync Control Module, provides Class A or Class B SmartSync operation
4905-9914	Class B Strobe Synchronization Module
4905-9922	Class A Strobe Synchronization Module

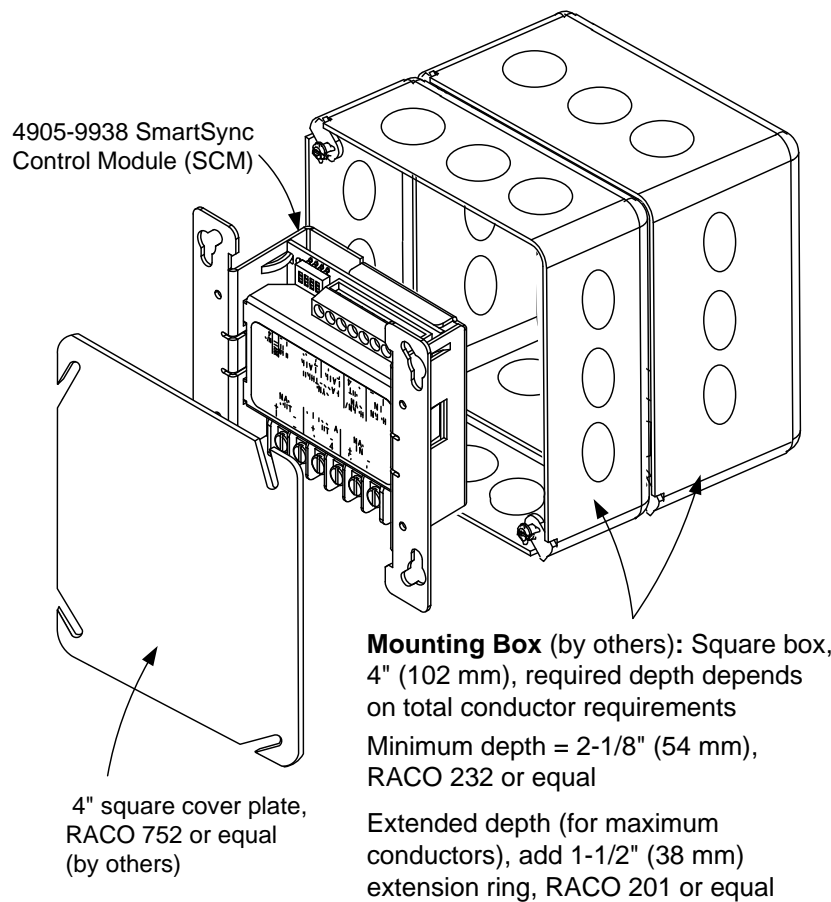
Compatible Simplex Appliance Reference

Note: Refer to specific appliance data sheets for additional compatibility and product information

Appliance Type		Model			Module Reference*
Horn	Wall mount; set for SmartSync operation	4901-9820			4905-9938
Mini-Horn	Wall mount, SmartSync operation only	4901-9858	4901-9859		
Chime	Wall mount, SmartSync operation only	4902-9210	4902-9211		
Multi-Tone Horn, w/520 Hz Tone	Wall mount, set for SmartSync operation	49CMT-WRF	49CMT-WWF	49CMT-APPLW	
Multi-Tone Horn, w/500 Hz Tone	Wall mount, set for SmartSync operation	4901-9856		4901-9857	
Strobes	Wall mount; synchronized; also SmartSync operation compatible	4904-9331 4904-9332 4904-9333 4904-9342 4904-9343	4904-9344 4906-9101 4906-9103 4906-9105 4906-9106	4906-9107 4906-9108 4906-9109 4906-9111	4905-9914 4905-9922 4905-9938 for SmartSync operation
	Ceiling mount; selectable for synchronized flash; also SmartSync operation compatible	4904-9183 4904-9184 4904-9185	4904-9345 4904-9346 4906-9102	4906-9104 4906-9110 4906-9112	
A/V Horn/Strobe	Wall mount; horn and strobe can be wired separately (4-wire); strobes are selectable for synchronized flash	4903-9425 4903-9426	4903-9427 4903-9431	4903-9432 4903-9433	4905-9914 4905-9922
	Wall mount; SmartSync operation only	4903-9331 4903-9332 4903-9333 4903-9342	4903-9343 4903-9344 4906-9127 4906-9129	4906-9131 4906-9132 4906-9139 4906-9141	4905-9938
	Ceiling mount; SmartSync operation only		4906-9128 4906-9130	4906-9140 4906-9142	
	Rectangular case wall mount; horn and strobe can be wired separately (4-wire); strobes are selectable for synchronized flash	4903-9252 4903-9253 4903-9254	4903-9257 4903-9258 4903-9255	4903-9256	4905-9914 4905-9922
A/V Multi-Tone Horn/Strobe	500 Hz, Wall mount; SmartSync operation only	4906-9137		4906-9138	4905-9938
A/V Multi-Tone Horn/Strobe	520 Hz, Wall mount; SmartSync operation only	49CMTV-WRF	49CMTV-WWF	49CMTV-APPLW	
A/V Chime/Strobe	Wall mount; SmartSync operation only	4906-9133		4906-9134	
	Ceiling mount; SmartSync operation only	4906-9135		4906-9136	
S/V Speaker/Strobe	Wall mount; strobes are selectable for synchronized flash	4903-9356 4903-9357 4903-9358	4903-9359 4903-9360 4903-9361	4906-9151 4906-9153	4905-9914 4905-9922
	Ceiling mount; strobes are selectable for synchronized flash	4903-9196 4903-9197	4903-9198	4906-9154 4906-9157	
	Rectangular case wall mount; strobes are selectable for synchronized flash	4903-9148 4903-9149 4903-9150	4903-9150H 4903-9153 4903-9193	4903-9194 4903-9195	

* Modules listed are required if control panel NAC or NAC extender does not provide either synchronized strobe output or SmartSync control output as required for proper appliance operation.

SCM Installation Reference



TYCO, SIMPLEX, and the product names listed in this material are marks and/or registered marks. Unauthorized use is strictly prohibited. NFPA 72 and National Fire Alarm and Signaling Code are registered trademarks of the National Fire Protection Association (NFPA).



Tyco Fire Protection Products • Westminister, MA • 01441-0001 • USA
www.simplex-fire.com

S4905-0003-4 11/2014

© 2014 Tyco Fire Protection Products. All rights reserved. All specifications and other information shown were current as of document revision date and are subject to change without notice.