



Intelligent CO Detector

SIGA-COD



Overview

The Signature Series SIGA-COD carbon monoxide detector brings advanced sensing technology to a practical design that increases efficiency, saves installation time, cuts costs, and extends life safety capabilities. Continuous self-diagnostics ensures reliability over the long-haul, while advanced electrochemical CO sensing technology provides performance benefits that keep occupants safe from carbon monoxide, the “silent killer”.

Like all Signature Series detectors, the SIGA-COD is an intelligent device that gathers analog information from its CO sensor, converting this data into digital signals. To make an alarm decision, the detector’s on-board microprocessor measures and analyzes sensor readings over time. Digital filters remove signal patterns that are not typical of life safety events, thus virtually eliminating unwanted alarms.

The SIGA-COD includes an advanced carbon monoxide sensor. When the electrochemical cell reaches its end of life after approximately ten years, the detector signals a trouble condition to the control panel. Refer to the control panel documentation for specific end of life timing.

Standard Features

Note: Some features described here may not be supported by all control systems. Check your control panel’s Installation and Operation Guide for details.

- Next Generation CO Sensing Technology
- Long 10-year sensor life
- Advanced electrochemical carbon monoxide sensing technology
- Uses existing wiring
- Automatic device mapping
- Ground fault detection by module
- Up to 250 devices per loop
- Non-volatile memory
- Electronic addressing
- Automatic day/night sensitivity adjustment
- Bicolor (green/red) status LED
- Standard, relay, fault isolator, and audible mounting bases

Application

CO detection has rapidly become a standard part of life safety strategies everywhere. Monitored CO detection is mandated with increasing frequency in all types of commercial applications, but particularly in occupancies such as hotels, rooming houses, dormitories, day care facilities, schools, hospitals, assisted living facilities, and nursing homes. In fact, more than half of the U.S. population already lives in states requiring the installation of CO detectors in some commercial occupancies. This is because carbon monoxide is the leading cause of accidental poisoning deaths in America. Known as the “Silent Killer,” CO is odorless, tasteless, and colorless. It claims nearly 500 lives, and results in more than 15,000 hospital visits annually.

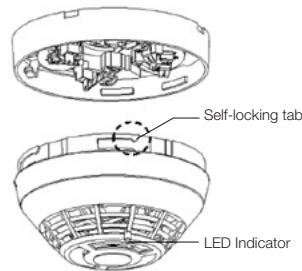
Concentration	Symptoms	Duration of Exposure
35PPM	None	<=8 hours
150PPM	Mild Headache	2 – 3 hours
400PPM	Headache/Nausea	1 – 2 hours
800 PPM	Headache/nausea/dizziness/ Progressing to unconscious	45 min. to 2 hours
6,400 PPM	Headache/nausea & dizziness	1 – 2 min.
12,800 PPM	Immediately dangerous to life or health	

Compatibility

The SIGA-COD detector is compatible only with the Signature Loop Controller.

Installation

Signature Series detectors mount to North American 1-gang boxes, 3-1/2 inch or 4 inch octagon boxes, and to 4 inch square electrical boxes 1-1/2 inches (38 mm) deep. They mount to European BESA and 1-gang boxes with 60.3 mm fixing centers. See mounting base installation and wiring for more information.



Testing & Maintenance

The user-friendly maintenance program shows the current state of each detector and other pertinent messages. Single detectors may be turned off temporarily from the control panel. Availability of maintenance features is dependent on the fire alarm system used. When the CO sensor’s electrochemical cell reaches its end of life, the detector signals a Trouble condition to the control panel. Scheduled maintenance (regular or selected) for proper detector operation should be planned to meet the requirements of the Authority Having Jurisdiction (AHJ). Refer to current NFPA 72, NFPA 720, and ULC CAN/ULC 536 standards.

Sensor Life

The CO sensor has a 10-year life from the date of manufacture or when the control panel indicates a sensor end-of-life condition, whichever comes first. The detector signals a “COMMON TRBL ACT” condition on the control panel when the CO sensor reaches its end of life. Pressing the Details button on the control panel displays “END OF LIFE ACT” providing verification that it is an end-of-life trouble of the CO sensor. This trouble remains active until the detector is replaced, even if the panel is reset.

Sensing and reporting technology

The microprocessor in each detector provides additional benefits - Self-diagnostics and History Log, Automatic Device Mapping, and Fast, Stable Communication.

Self-diagnostics and History Log - Each Signature Series detector constantly runs self-checks to provide important maintenance information. The results of the self-check are automatically updated and permanently stored in the detector’s non-volatile memory.

Automatic Device Mapping - The loop controller learns where each device’s serial number address is installed relative to other devices on the circuit. The mapping feature provides supervision of each device’s installed location to prevent a detector from being reinstalled (after cleaning etc.) in a different location from where it was originally.

Fast Stable Communication - On-board intelligence means less information needs to be sent between the detector and the loop controller. Other than regular supervisory polling response, the detector only needs to communicate with the loop controller when it has something new to report.

Accessories

Detector mounting bases have wiring terminals that are accessible from the “room-side” after mounting the base to the electrical box. The bases mount to North American 1-gang boxes and to 3½ inch or 4 inch octagon boxes, 1½ inches (38 mm) deep. They also mount to European BESA and 1-gang boxes with 60.3 mm fixing centers. The SIGA-SB4, SIGA-RB4, and SIGA-IB4 mount to North American 4 inch sq. electrical boxes in addition to the above boxes. They include the SIGA-TS4 Trim Skirt, which is used to cover the “mounting ears” on the base. The SIGA-AB4G mounts to a 4 inch square box only.



Remote LED SIGA-LED - The remote LED connects to the SIGA-SB or SIGA-SB4 Standard Base only. It features a North American size 1-gang plastic faceplate with a white finish and red alarm LED.

SIGA-TS4 Trim Skirt - Supplied with 4 inch bases, it can also be ordered separately to use with the other bases to help hide surface imperfections not covered by the smaller bases.

Sounder Bases - Signature Series sounder bases are designed for use where localized or group alarm signaling is required.

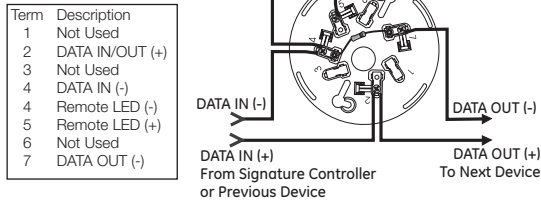
- **SIGA-AB4GT** bases provide sounder capability to the SIGA-COD when used with a SIGA-TCDR Temporal Pattern Generator to produce the appropriate CO (TC4) tone pattern.
- **SIGA-AB4G-LF** bases provide 520 Hz low frequency sounder capability to the SIGA-COD when used with a SIGA-TCDR Temporal Pattern Generator to produce the appropriate CO (TC4) tone pattern. The SIGA-AB4G-LF is suitable for applications requiring low frequency audible tones.

Typical Wiring

The detector mounting bases accept #18 AWG (0.75mm²), #16 (1.0mm²), #14 AWG (1.5mm²), and #12 AWG (2.5mm²) wire sizes. Sizes #16 AWG (1.0mm²) and #18 AWG (0.75mm²) are preferred for ease of installation.

Standard Detector Base, SIGA-SB, SIGA-SB4

This is the basic mounting base for EDWARDS Signature Series detectors. The SIGA-LED Remote LED is supported by this Base.

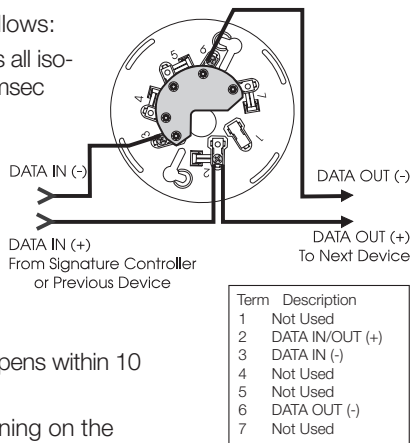


Isolator Detector Base, SIGA-IB, SIGA-IB4

This base includes a built-in line fault isolator for use on Class A circuits. A detector must be installed for it to operate. The isolator base does not support the SIGA-LED Remote LED.

The isolator operates as follows:

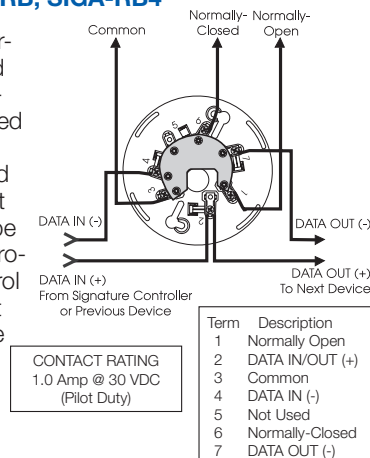
- a short on the line causes all isolators to open within 23 msec
- at 10 msec intervals, beginning on one side of the Class A circuit nearest the loop controller, the isolators close to provide the next isolator down the line with power
- when the isolator next to the short closes, it reopens within 10 msec.



The process repeats beginning on the other side of the loop controller.

Relay Detector Base, SIGA-RB, SIGA-RB4

This base includes a relay. Normally Open or Normally Closed operation is selected during installation. The dry contact is rated for 1 amp (pilot duty) @ 30 Vdc. The relay's position is supervised to avoid accidentally jarring it out of position. The SIGA-RB can be operated as a control relay if programmed to do so at the control panel. The relay base does not support the SIGA-LED Remote LED.

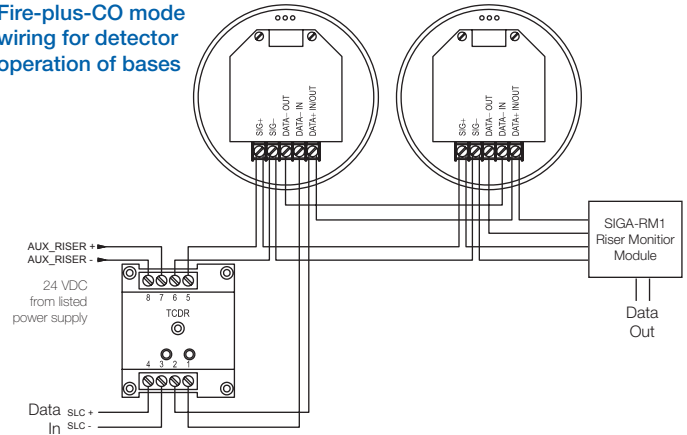


Audible Sounder Bases, Fire-plus-CO Mode

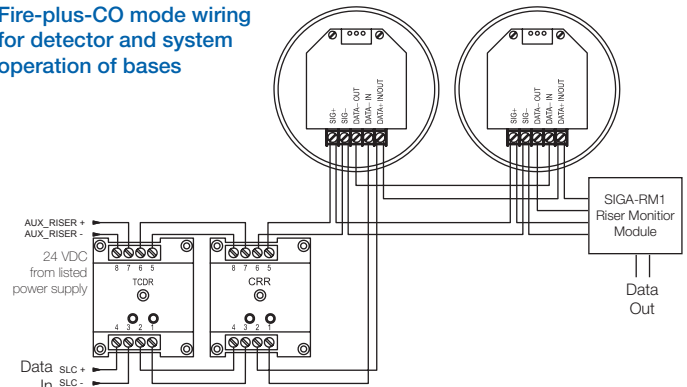
AB4GT and AB4G-LF sounder bases.

These configurations require a SIGA-TCDR Temporal Pattern Generator to produce the appropriate CO (TC4) tone pattern.

Fire-plus-CO mode wiring for detector operation of bases



Fire-plus-CO mode wiring for detector and system operation of bases



Warnings & Cautions

- This detector is designed to protect individuals from the acute effects of CO exposure. It will not fully safeguard individuals with specific medical conditions. People with special medical problems should consider using specialized detection devices with less than 30 ppm (parts per million) alarming capabilities. If in doubt, consult a medical practitioner.
- If the detector is in trouble or at the end of its life, it may not sense CO and cannot be relied upon to monitor CO levels. Replace the detector every ten years from the date of manufacture or when the control panel indicates a sensor end-of-life condition, whichever comes first.
- A detector installed outside a bedroom may not awaken a sleeper.
- Normal noise due to stereos, television, etc. may also prevent the detector from being heard if distance or closed or partly closed doors muffle the sounder. This unit is not designed for the hearing impaired.
- CO detectors are not a substitute for life safety. Though these detectors will warn against increasing CO levels, we do not warrant or imply in any way that they will protect lives from CO poisoning. They should only be considered as an integral part of a comprehensive safety program.



Contact us...

Email: edwards.fire@fs.utc.com
 Web: www.est-fire.com

EST is an **EDWARDS** brand.
 1016 Corporate Park Drive
 Mebane, NC 27302

In Canada, contact Chubb Edwards...
 Email: inquiries@chubbedwards.com
 Web: www.chubbedwards.com

© 2016 UTC Fire & Security Americas Corporation, Inc. All rights reserved. Specifications subject to change without notice. Edwards is part of UTC Climate, Controls & Security, a unit of United Technologies Corporation.

Specifications

Operating voltage	15.20 to 19.95 VDC
Normal operating current	32 µA
Alarm current	32 µA
Vibration level	10 to 35 Hz, with an amplitude of 0.01 in.
Compatible bases	See Ordering Information
Compatible detector testers	Testifire 1000, Testifire 2000
Operating environment	32 to 120°F (0 to 49°C), 0 to 90% RH, noncondensing
Storage temperature	-4 to 140°F (-20 to 60°C)
UL CO alarm level	70 ppm 60 to 240 minutes
per UL 2034, CAN/CSA 6.19	150 ppm 10 to 50 minutes 400 ppm 4 to 15 minutes
UL CO false alarm level	30 ppm 30 days
per UL 2034, CAN/CSA 6.19	70 ppm 60 minutes
Agency Listings, SIGA-COD	UL 2075. Evaluated to the CO alarm sensitivity limits of UL 2034.
Agency Listings, SIGA-COD-CA	ULC Listed to CAN/CSA 6.19.

Ordering Information

Catalog Number	Description	Ship Wt. lbs (kg)
SIGA-COD	Intelligent Carbon Monoxide Detector	0.4 (0.16)
SIGA-COD-CA	Intelligent Carbon Monoxide Detector, Canadian Market	0.4 (0.16)

Compatible Bases

SIGA-SB	Detector Mounting Base - Standard	
SIGA-SB4	4-inch Detector Mounting Base c/w Trim Skirt	
SIGA-RB	Detector Mounting Base w/Relay	
SIGA-RB4	4-inch Detector Mounting Base w/Relay, c/w Trim Skirt	0.2 (.09)
SIGA-IB	Detector Mounting Base w/Fault Isolator	
SIGA-IB4	4-inch Detector Mounting Base w/ Fault Isolator, c/w Trim Skirt	
SIGA-LED	Remote Alarm LED (not for EN54 applications)	
SIGA-TCDR	Tone Generator for Detector Sounder Bases with CO mode	0.2 (0.1)
SIGA-AB4G-LF	Low Frequency Audible (Sounder) Base for CO and Fire Detectors	0.3 (0.15)
SIGA-AB4GT	Audible (Sounder) Base for CO and Fire Detectors	0.3 (0.15)
SIGA-TS4	Trim Skirt (supplied with 4-inch bases)	0.1 (.04)
SIGA-DMP	Detector Mounting Plate	3.0 (1.4)
SIGA-RTA	Detector Removal Tool	
SIGA-VA	Detector Cleaning Tool	